

1 μm
|

Mag = 12.00 K X


EHT = 5.00 kV

Signal A = SE2 Date :23 May 2018

WD = 4.1 mm

File Name = Nit145D_01.tif





1 μm
┌───┐

Mag = 8.00 K X

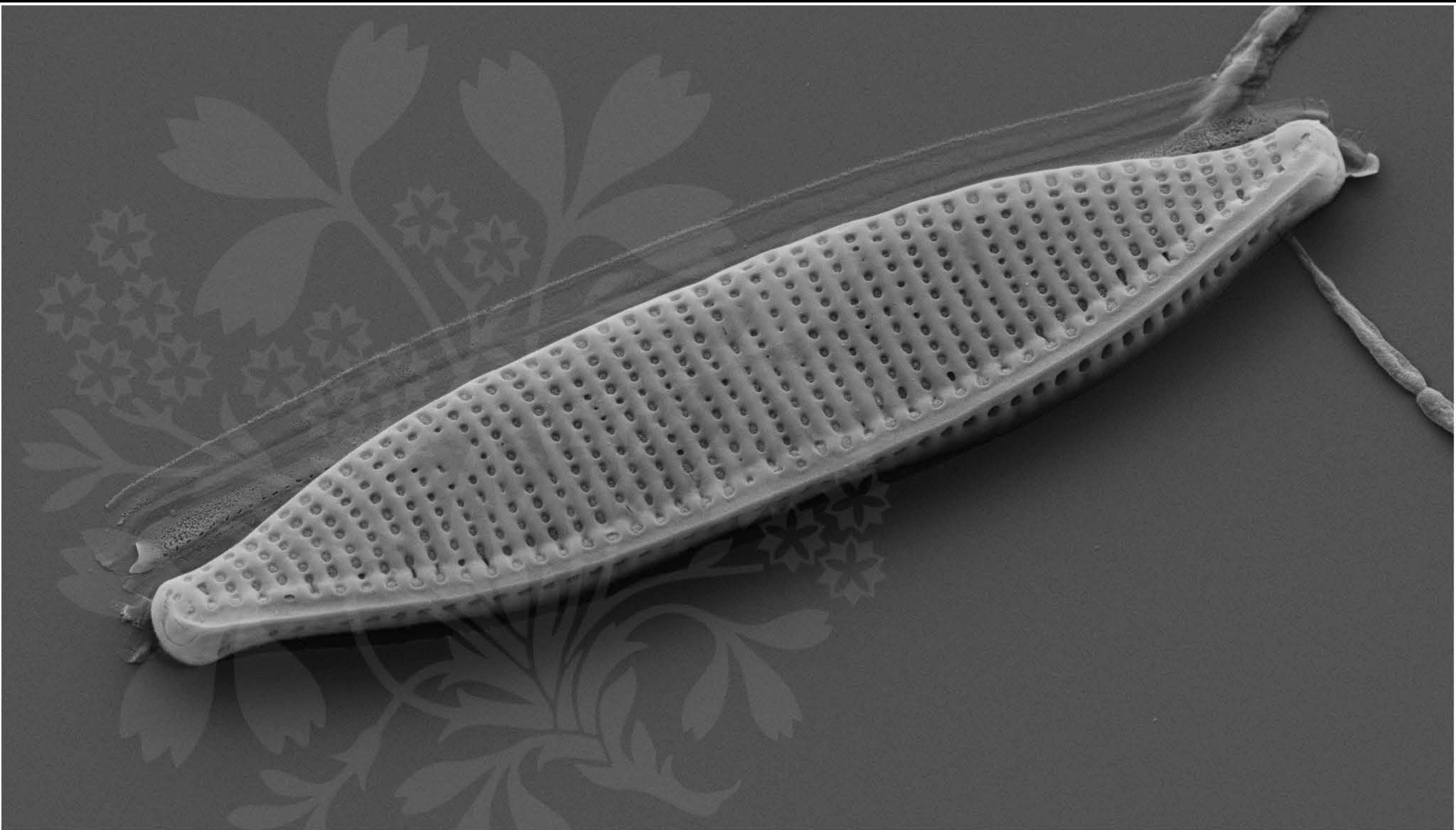
EHT = 5.00 kV

Signal A = SE2 Date :23 May 2018

WD = 4.1 mm

File Name = Nit145D_02.tif





1 μm
|-----|

Mag = 13.00 K X

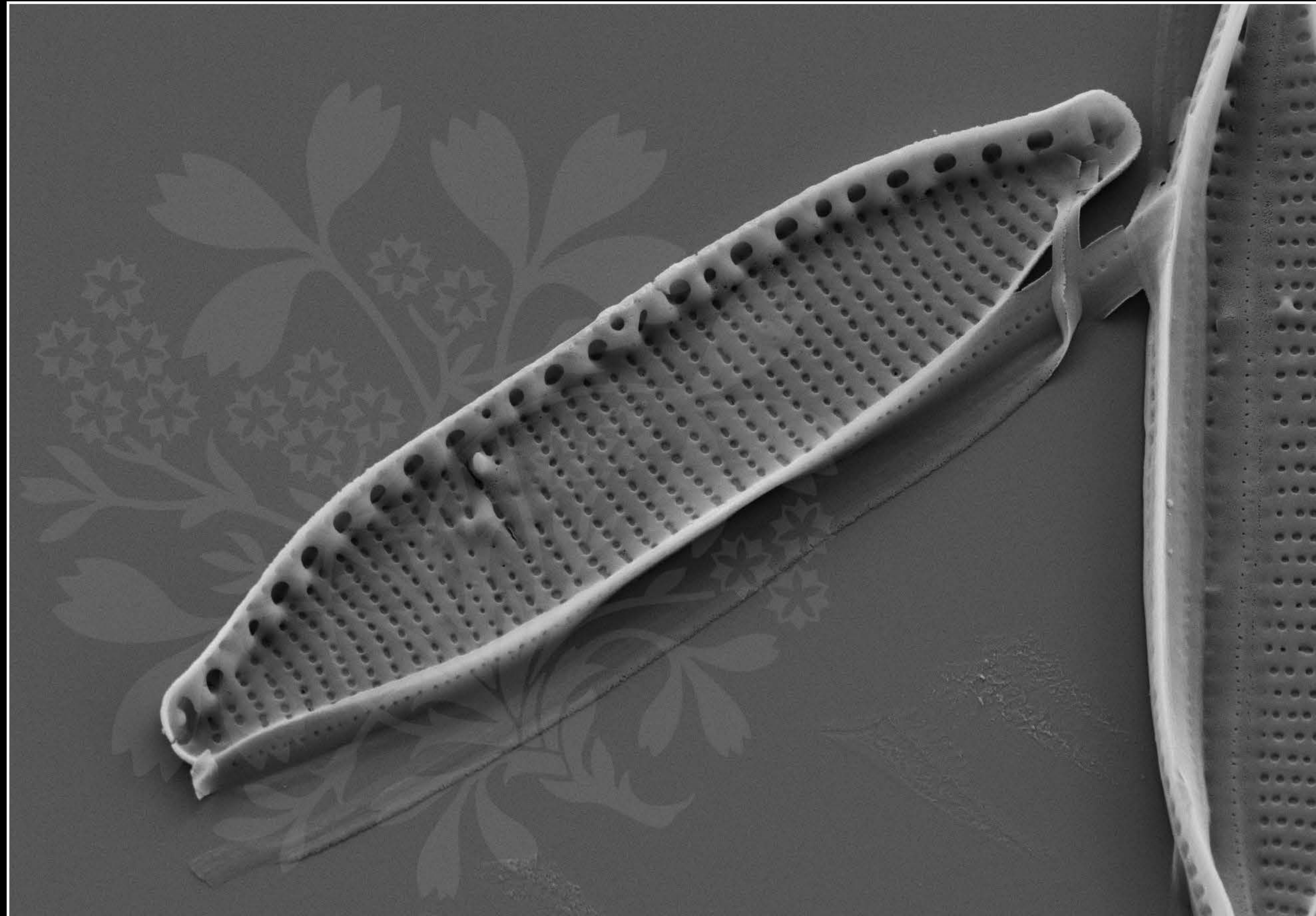
EHT = 5.00 kV

Signal A = SE2 Date :23 May 2018

WD = 4.1 mm

File Name = Nit145D_03.tif





1 μm
|-----|

Mag = 13.00 K X


EHT = 5.00 kV

Signal A = SE2 Date :23 May 2018

WD = 4.1 mm

File Name = Nit145D_04.tif





1 μm
┌───┐

Mag = 8.00 K X


EHT = 5.00 kV

Signal A = SE2 Date :23 May 2018

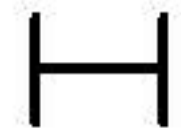
WD = 4.1 mm

File Name = Nit145D_05.tif





200 nm



Mag = 30.00 K X


EHT = 5.00 kV

Signal A = SE2 Date :23 May 2018

WD = 4.1 mm

File Name = Nit145D_06.tif





200 nm



Mag = 40.00 K X


EHT = 5.00 kV

Signal A = SE2 Date :23 May 2018

WD = 4.1 mm

File Name = Nit145D_07.tif





200 nm



Mag = 40.00 K X


EHT = 5.00 kV

Signal A = SE2 Date :23 May 2018

WD = 4.1 mm

File Name = Nit145D_08.tif





200 nm



Mag = 40.00 K X

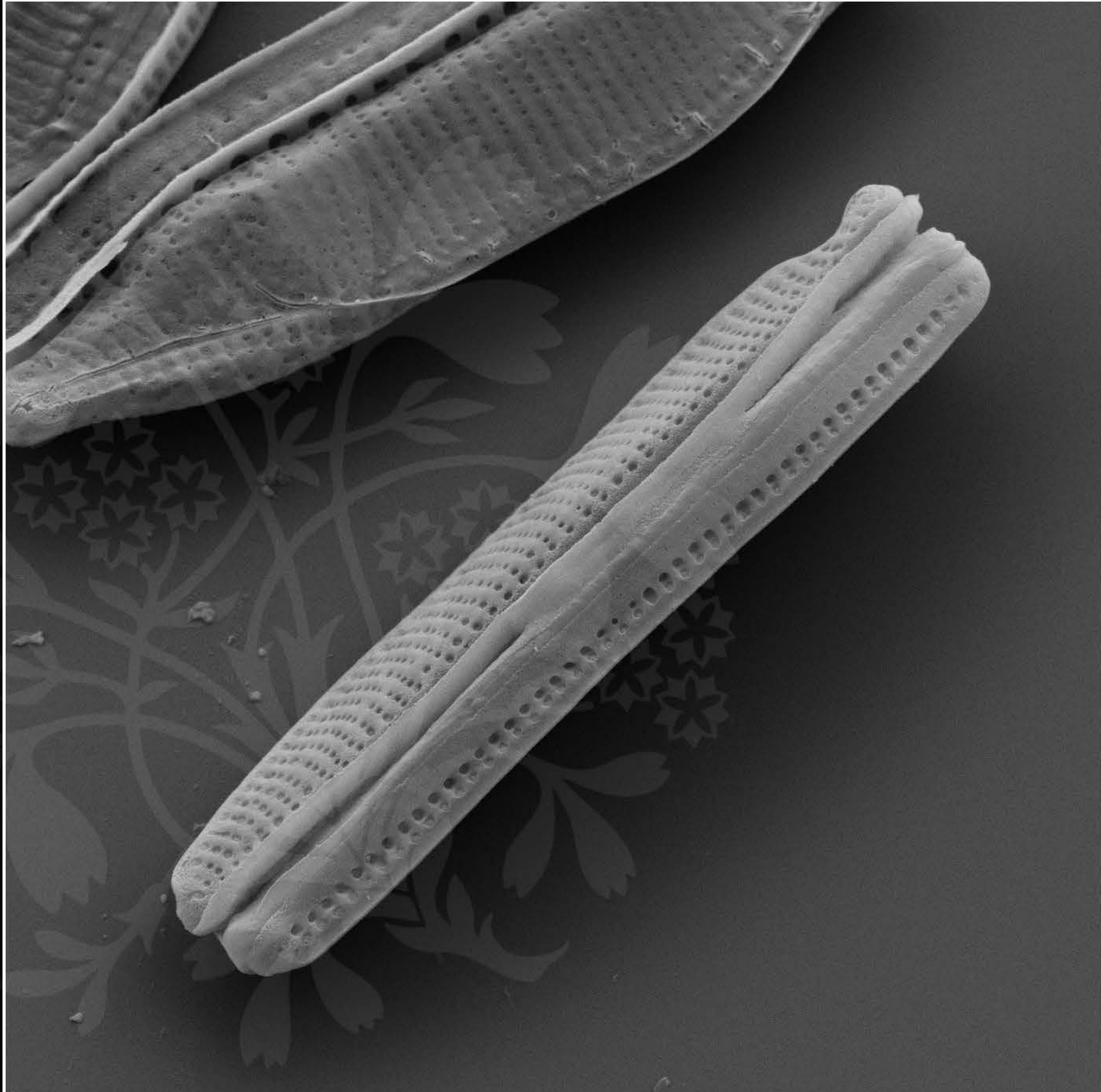
EHT = 5.00 kV

Signal A = SE2 Date :23 May 2018

WD = 4.1 mm

File Name = Nit145D_09.tif





1 μm
|

Mag = 10.00 K X


EHT = 5.00 kV

Signal A = SE2 Date :23 May 2018

WD = 4.1 mm

File Name = Nit145D_10.tif





200 nm



Mag = 40.00 K X

EHT = 5.00 kV

Signal A = SE2 Date :23 May 2018

WD = 4.1 mm

File Name = Nit145D_11.tif





1 μ m
┌───┐

Mag = 4.59 K X

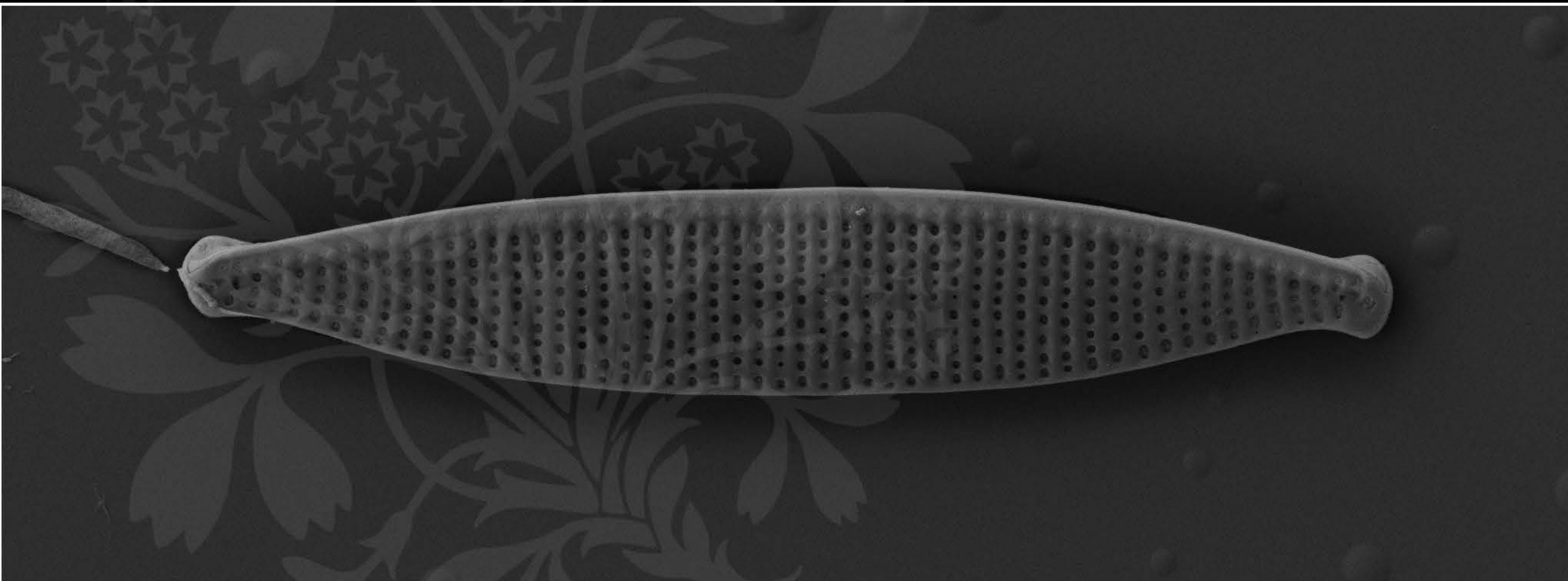
EHT = 4.00 kV

Signal A = SE2 Date : 19 Feb 2020

WD = 4.8 mm

File Name = Nit145D_12.tif





1 μ m
┌───┐

Mag = 4.50 K X


EHT = 4.00 kV

Signal A = SE2 Date : 19 Feb 2020

WD = 4.8 mm

File Name = Nit145D_13.tif





1 μ m
┌───┐

Mag = 4.50 K X


EHT = 4.00 kV

Signal A = SE2 Date : 19 Feb 2020

WD = 4.8 mm

File Name = Nit145D_14.tif





1 μ m
┌───┐

Mag = 4.50 K X


EHT = 4.00 kV

Signal A = SE2 Date : 19 Feb 2020

WD = 4.8 mm

File Name = Nit145D_15.tif





1 μ m
┆

Mag = 4.50 K X


EHT = 4.00 kV

Signal A = SE2 Date : 19 Feb 2020

WD = 4.8 mm

File Name = Nit145D_16.tif





1 μ m
|

Mag = 5.50 K X


EHT = 4.00 kV

Signal A = SE2 Date : 19 Feb 2020

WD = 4.8 mm

File Name = Nit145D_17.tif





1 μ m
|

Mag = 5.50 K X


EHT = 4.00 kV

Signal A = SE2 Date : 19 Feb 2020

WD = 4.8 mm

File Name = Nit145D_18.tif





1 μm
|-----|

Mag = 8.00 K X


EHT = 4.00 kV

Signal A = SE2 Date : 19 Feb 2020

WD = 4.8 mm

File Name = Nit145D_19.tif





100 nm



Mag = 40.00 K X


EHT = 4.00 kV

Signal A = SE2 Date : 19 Feb 2020

WD = 4.8 mm

File Name = Nit145D_20.tif





100 nm



Mag = 40.00 K X

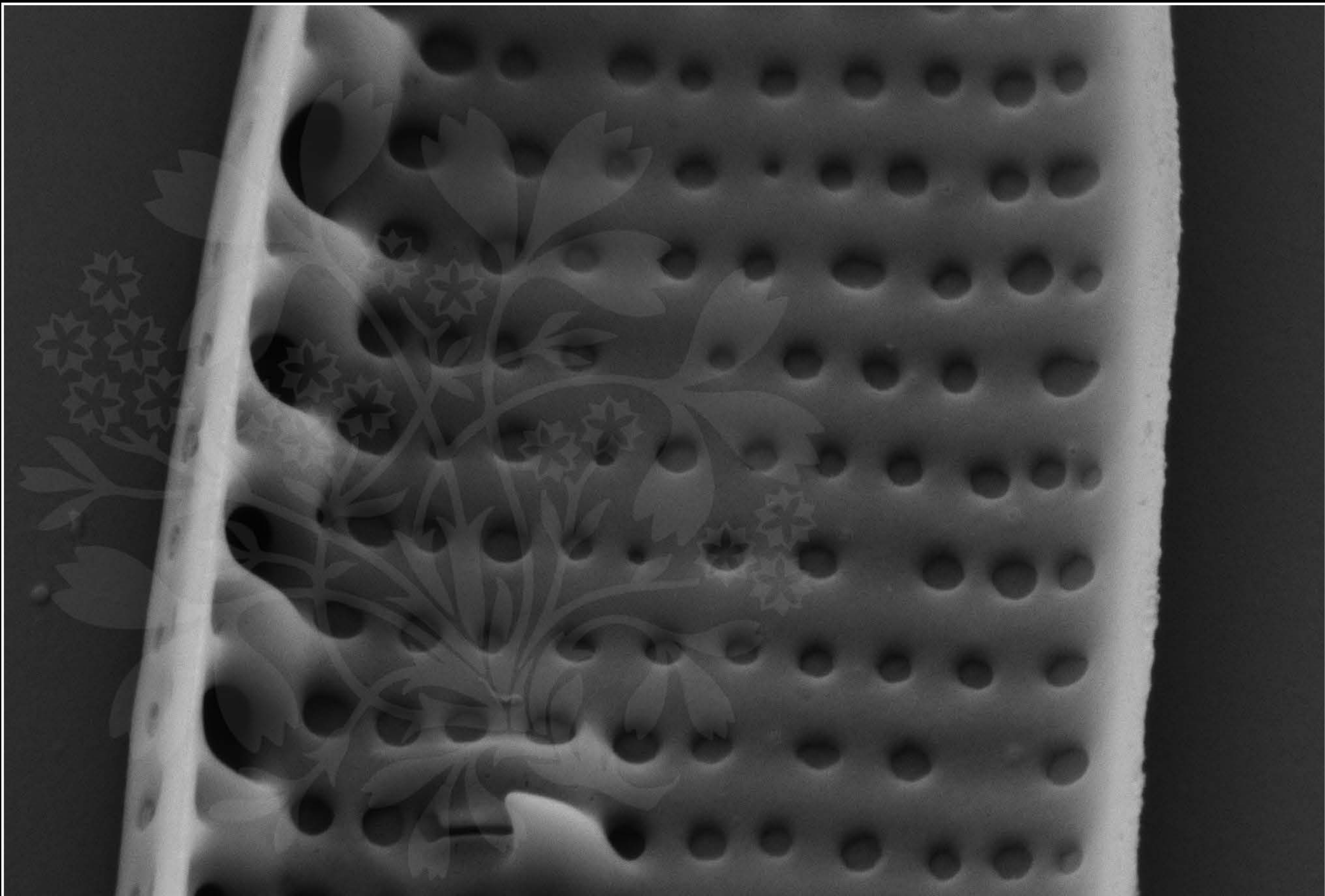
EHT = 5.00 kV

Signal A = SE2 Date : 19 Feb 2020

WD = 4.8 mm

File Name = Nit145D_21.tif





100 nm



Mag = 25.00 K X


EHT = 5.00 kV

Signal A = SE2 Date : 19 Feb 2020

WD = 4.8 mm

File Name = Nit145D_22.tif





100 nm



Mag = 40.00 K X


EHT = 5.00 kV

Signal A = SE2 Date : 19 Feb 2020

WD = 4.8 mm

File Name = Nit145D_23.tif





200 nm

H

Mag = 12.00 K X


EHT = 5.00 kV

Signal A = SE2 Date : 19 Feb 2020

WD = 4.8 mm

File Name = Nit145D_24.tif





100 nm



Mag = 40.00 K X


EHT = 5.00 kV

Signal A = SE2 Date : 19 Feb 2020

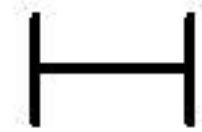
WD = 4.8 mm

File Name = Nit145D_25.tif





200 nm



Mag = 16.00 K X


EHT = 5.00 kV

Signal A = SE2 Date : 19 Feb 2020

WD = 4.8 mm

File Name = Nit145D_26.tif





1 μ m



Mag = 10.00 K X


EHT = 5.00 kV

Signal A = SE2 Date : 19 Feb 2020

WD = 4.7 mm

File Name = Nit145D_27.tif





1 μ m
|-----|

Mag = 6.50 K X

EHT = 5.00 kV

Signal A = SE2 Date : 19 Feb 2020

WD = 4.8 mm

File Name = Nit145D_28.tif

